

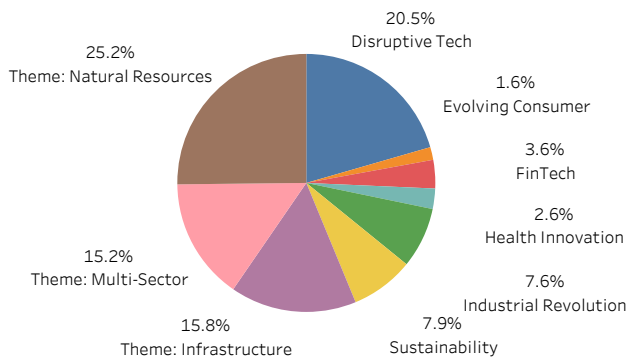


- The ETF All-Stars Thematic Composite Index added 6 companies and dropped 8 companies in the November rebalance bringing the total number of securities to 122
- Notable adds include Uber Technologies (UBER) and Dropbox, Inc. (BOX)
- Notable drops include Riot Platforms (RIOT) and Sunnova Energy (NOVA)
- Tesla (TSLA) was upweighted 69 bps to the 5% threshold and Nvidia (NVDA) was downweighted 1.38% to the 5% weight threshold
- NVIDIA (NVDA) and Tesla (TSLA) are the only two securities capped at 5% maximum weight
- The Top 10 holdings now represent 30.98% of the index

January Fund Launches

Ticker	Fund	Inception	Segment	Thematic Group	AUM	Expense Ratio
LGHT	Langar Global HealthTech ETF	1/10/2024	Health Innovation	Broad-based	\$2M	85
MNTL	Tema Neuroscience and Mental Health ETF	1/22/2024	Health Innovation	Biotech - Specialty	\$11M	75
NUKZ	Range Nuclear Renaissance Index ETF	1/24/2024	Theme: Natural Resources	Nuclear	\$1M	85

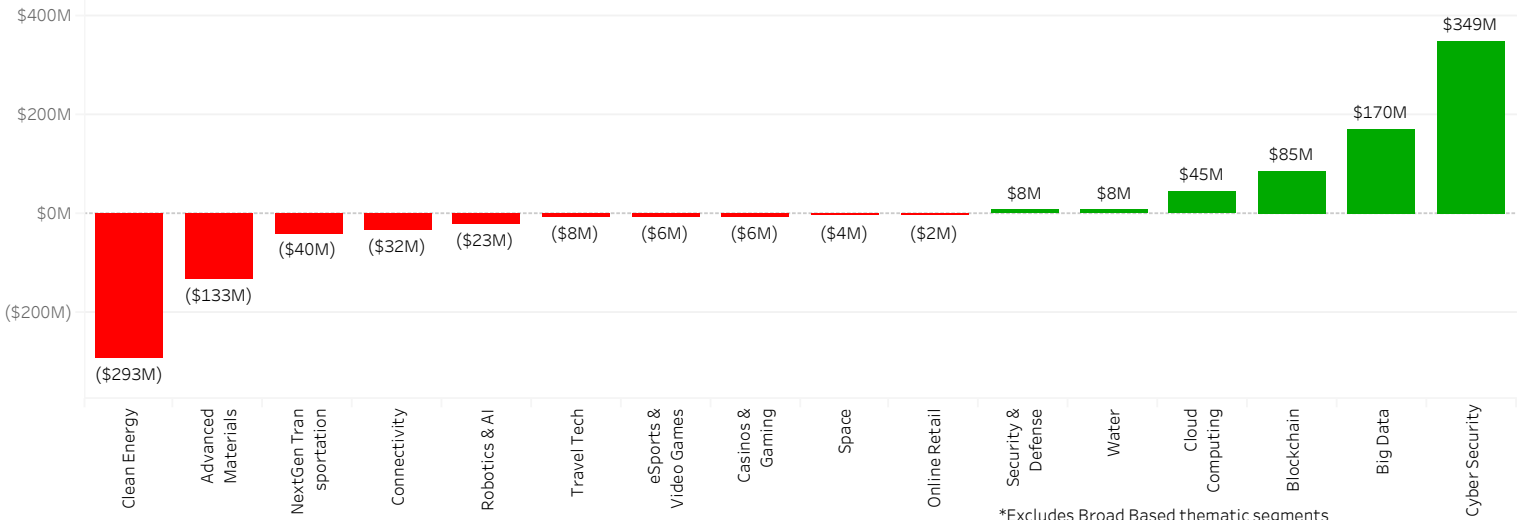
Thematic AUM Makeup



Changes to Thematic Segments

Segment	Change in # of Funds	Change in AUM
Disruptive Tech	0	\$1,070M
Evolving Consumer	0	(\$73M)
FinTech	0	(\$471M)
Health Innovation	2	(\$632M)
Industrial Revolution	0	(\$533M)
Infrastructure	0	\$87M
Multi-Sector	0	(\$2,097M)
Natural Resources	1	(\$952M)
Sustainability	0	(\$1,712M)
Grand Total	3	(\$5,314M)

30 Day Thematic Group Flows



Monthly Flow Leaders

Ticker	Fund	1 Mo	AUM
URA	Global X Uranium ETF	\$243M	\$2,381M
CIBR	First Trust NASDAQ Cybersecurity ETF	\$212M	\$5,660M
AIQ	Global X Artificial Intelligence & Technology ETF	\$150M	\$901M
PAVE	Global X U.S. Infrastructure Development ETF	\$108M	\$5,496M
URNJ	Sprott Junior Uranium Miners ETF	\$92M	\$196M

Monthly Flows Laggards

Ticker	Fund	1 Mo	AUM
ARKK	ARK Innovation ETF	(\$335M)	\$8,478M
ARKG	ARK Genomic Revolution ETF	(\$238M)	\$2,140M
ICLN	iShares Global Clean Energy ETF	(\$235M)	\$2,914M
GUNR	FlexShares Morningstar Global Upstream Natural Resources Index Fund	(\$178M)	\$6,888M
LIT	Global X Lithium & Battery Tech ETF	(\$130M)	\$1,999M



ETF All-Stars Thematic Composite Index Rebalance

February 2024

Adds

Ticker	Company	Sector	Industry	Country	New Weight
1211-HK	BYD Company Limited Class H	Consumer Discretionary	Automobiles	China	0.32%
DBX	Dropbox, Inc. Class A	Information Technology	Software	United States	0.27%
MA	Mastercard Incorporated Class A	Financials	Financial Services	United States	0.24%
SNPS	Synopsys, Inc.	Information Technology	Software	United States	0.24%
UBER	Uber Technologies, Inc.	Industrials	Ground Transportation	United States	0.24%
VLTO	Veralto Corporation	Industrials	Commercial Services & Supplies	United States	0.24%

Drops

Ticker	Company	Sector	Industry	Country	Old Weight
CGNX	Cognex Corporation	Information Technology	Electronic Equipment Instruments & Components	United States	0.35%
WAT	Waters Corporation	Health Care	Life Sciences Tools & Services	United States	0.33%
A	Agilent Technologies, Inc.	Health Care	Life Sciences Tools & Services	United States	0.28%
6954-JP	Fanuc Corporation	Industrials	Machinery	Japan	0.27%
NTLA	Intellia Therapeutics, Inc.	Health Care	Biotechnology	United States	0.26%
373220-KR	LG Energy Solution Ltd.	Industrials	Electrical Equipment	South Korea	0.25%
NOVA	Sunnova Energy International Inc	Utilities	Independent Power and Renewable Electricity Producers	United States	0.24%
RIOT	Riot Platforms, Inc.	Information Technology	Software	United States	0.21%

Largest Weight Changes

Ticker	Company	Sector	Industry	Country	Change (%)
TSLA	Tesla, Inc.	Consumer Discretionary	Automobiles	United States	0.69%
QCOM	QUALCOMM Incorporated	Information Technology	Semiconductors & Semiconductor Equipment	United States	0.26%
CRWD	CrowdStrike Holdings, Inc. Class A	Information Technology	Software	United States	0.19%
META	Meta Platforms Inc. Class A	Communication Services	Interactive Media & Services	United States	0.18%
ZS	Zscaler, Inc.	Information Technology	Software	United States	0.16%
SQ	Block, Inc. Class A	Financials	Financial Services	United States	-0.09%
AMD	Advanced Micro Devices, Inc.	Information Technology	Semiconductors & Semiconductor Equipment	United States	-0.14%
COIN	Coinbase Global, Inc. Class A	Financials	Capital Markets	United States	-0.23%
PATH	UiPath, Inc. Class A	Information Technology	Software	United States	-0.32%
NVDA	NVIDIA Corporation	Information Technology	Semiconductors & Semiconductor Equipment	United States	-1.38%

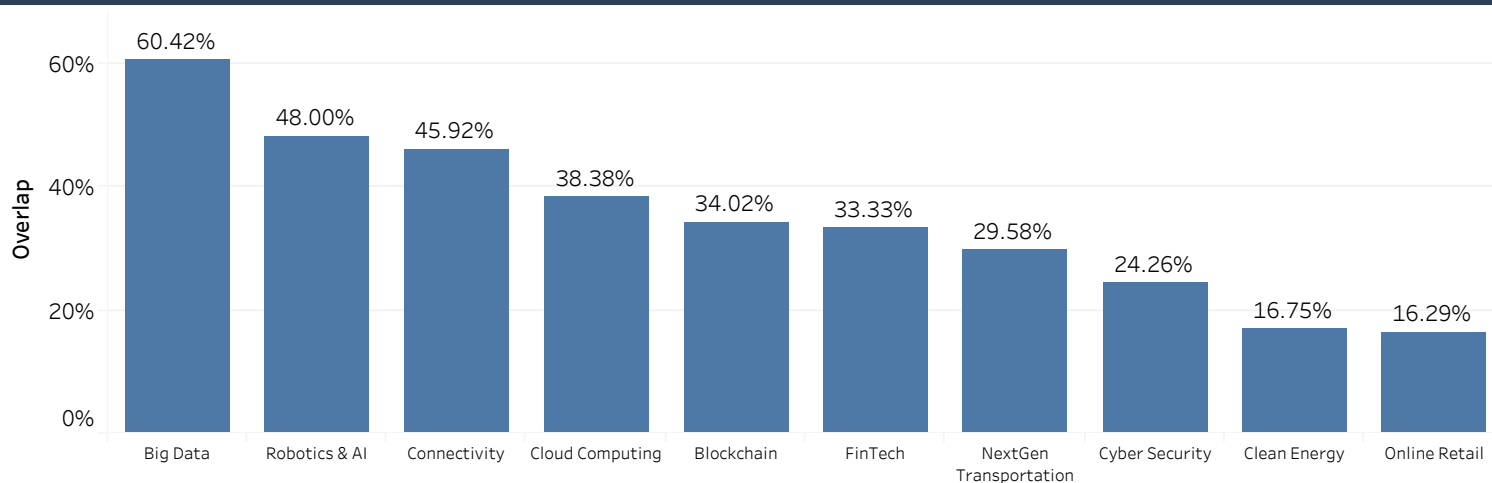
*Thematic landscape data is represented by ETF universe used for the ETF All-Stars Thematic Composite using the ETF Action Classification System. ETFs classified as Asset Class Equity> Sub-asset class Long Only>Thematic composite ETFs>Market U.S. or Global, ex-cannabis. Excludes inverse funds.**Flows delayed one day.



Top 10 Holdings

Ticker	Company	Sector	Industry	Country	Weight
NVDA	NVIDIA Corporation	Information Technology	Semiconductors & Semiconductor Equipment	United States	5.00%
TSLA	Tesla, Inc.	Consumer Discretionary	Automobiles	United States	5.00%
CRWD	CrowdStrike Holdings, Inc. Class A	Information Technology	Software	United States	3.35%
GOOGL	Alphabet Inc. Class A	Communication Services	Interactive Media & Services	United States	3.14%
MSFT	Microsoft Corporation	Information Technology	Software	United States	2.62%
PANW	Palo Alto Networks, Inc.	Information Technology	Software	United States	2.48%
SQ	Block, Inc. Class A	Financials	Financial Services	United States	2.43%
COIN	Coinbase Global, Inc. Class A	Financials	Capital Markets	United States	2.38%
AMD	Advanced Micro Devices, Inc.	Information Technology	Semiconductors & Semiconductor Equipment	United States	2.35%
ZS	Zscaler, Inc.	Information Technology	Software	United States	2.23%

All-Stars Aggregate Exposure by Select Thematic ETFs*



*Aggregate exposure is the sum of all companies held within the Thematic All-Stars Composite Index that are also held in select ETFs that represent individual thematic segments

Disclaimer of Warranties

Except for the express warranties set forth in the terms of service, all services, including all ETF Action materials, are provided on an "as is," "where is" basis, and ETF Action and its licensors disclaim all representations or warranties, express or implied as to the services. ETF Action and its licensors specifically disclaim all implied warranties of merchantability, fitness for a particular purpose, title and non-infringement, and all warranties arising from course of dealing, usage or trade practice. Without limiting the foregoing, ETF Action and its licensors make no warranty of any kind that the services or ETF Action materials, or any products or results of the use thereof, will meet customer's or any other person's requirements, operate without interruption, achieve any intended result, be compatible or work with any software, system or other services, or be secure, accurate, complete, timely, free of harmful code or error free. All third-party materials are provided "as is" and any representation or warranty of or concerning any third-party materials is strictly between customer and the third-party owner or distributor of the third-party materials.

Additional Disclaimers The services are not intended and should not be construed as financial or investment advice, a recommendation or promotion. Neither ETF Action nor its licensors shall be responsible for investment decisions, damages, or other losses resulting from use of the services. Past performance does not guarantee future performance. Neither ETF Action nor its licensors shall be considered an "expert" under the securities act of 1933. Neither ETF Action nor its licensors warrant that the services comply with the requirements of the NASD or any similar organization or with the securities laws of any jurisdiction. Any information contained in the services should not be acted upon without obtaining specific legal, tax, and investment advice from a licensed professional. Distribution prohibited without prior permission. Full terms of service, including terms of use, copyrights, and disclaimers are available at <https://www.etfaction.com/terms>.

© Copyright ETF Action, Inc. All Rights Reserved.

Data Reliability and Definitions

ETF Action, LLC believes the information herein to be accurate (at time of publication) and was obtained from reliable sources, but makes no guarantees with respect to its accuracy. Calculations of fundamental data are based on weighted averages of reported results and consensus estimates of current ETF constituents. Valuation data (price/earnings, price/sales, price/cash flow, price/book value) are calculated using per share data divided by current NAV of corresponding ETF. Performance, risk and technical data (moving averages, relative performance, RSI) calculated for specified periods using ETF market price which may differ from net asset value (NAV). ETF Action Sector Beta Composites represent ETFs that meet stringent criteria surrounding index methodology, liquidity, assets under management, and management fee.

*Thematic landscape data is represented by ETF universe used for the ETF All-Stars Thematic Composite using the ETF Action Classification System. ETFs classified as Asset Class Equity> Sub-asset class Long Only>Thematic composite ETFs>Market U.S. or Global, ex-cannabis. Excludes inverse funds.**Flows delayed one day.